

18. 15% of students took part in sports activity and 75% were satisfied with training sessions.
19. 30% of students participated in cultural activities 18% in NSS 16% in NCC in 10% YRC and 4% in Outreach Program and 22% did not responded. Whereas 85% of students found these activities useful.
20. More than 85% of students responded that they get information and notices timely. 86% of students said that complaint boxes/ suggestion boxes are kept in colleges. 14% said there is no complaint boxes kept in college.
21. More than 75% students said they get readdressed of their complaints in time.
22. 95% students responded that college campus was safe for them and all students responded that college was ragging free.

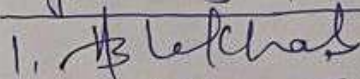
Suggestions by students:-


1. Farewell parties should be organized
2. Hand wash should be kept in washrooms and proper hygiene should be maintained
3. Add some internship courses in college
4. Improve infrastructure of college
5. Health program should be arranged
6. Improve college grounds

Action Plans:-


1. This year farewell parties for students were organized department wise.
2. Sweepers were directed strictly to maintain proper hygiene in washroom and handwash / dettol was kept in washrooms
3. There is provision of Internship in New Education Policy Courses which college is implementing from this session 2024-2025
4. Whitewash and repair work of college campus will be done soon.
5. Various Health program under NSS and YRC and others cells were arranged for time to time in college.
6. Leveling of sports grounds will be done. Construction of Basket Ball Court and Athletic Track is in pipeline.

Signatures of Committee

1. 

2. 

3. 


Principal, 14/05/2024

M.K.J.K. Mahavidyalaya
ROHTAK

Student Satisfactory Survey Session 2023-2024

A meeting of Grievance and Redressal Cell was held on 14 August 2024 in Principal's Office. Analysis of Student Satisfactory Survey was done in this meeting. Random feedback of 50 students from all classes was taken in April 2024. Responses of students were analyzed and committee observed that:-

1. 80% of students attended classes regularly 12% attended frequently and 8% sometimes. 92% of students responded that their classes were interesting. Whereas 8% found their classes not interested.
2. 80% students said that study material and notes were provided by their teachers. 20% said they did not get any study material.
3. 100% students responded that their teachers were helpful and 78% students responded that guidance and support was provided by teachers.
4. 95% students said that their syllabus was covered in time.
5. Overall learning experience was excellent for 10% students and it was good for 65% of students, whereas 25% students said it was average.
6. Student-teacher interaction was excellent for 28% students and good for 66% students. It was average for 6% students.
7. 10% students had excellent experience during their practical classes and 72% responded as good experience and it was average for 18% students.
8. 80% students said that teaching method was good and 20% students said teaching method was excellent.
9. Infrastructure of Library was excellent according to 8%, good according to 66% and average according to 26%.
10. 66% students said that collection of books and other reading material was good and it was excellent according to 4% and average according to 30%
11. 70% of students said Library staff was supportive and good in behavior, 30% said they were average.
12. According to 80% students support and assistance of Lab. Staff was good. Infrastructure of Labs was good according to 66% students, according to 14% it was excellent and 20% average.
13. 20% students said that canteen facilities were excellent and 72% found it was good 8% found it average.
14. 70% students observed good sports facilities in college. Whereas 20% found it excellent. Classroom infrastructure was good according to 82% of students.
15. 64% responded that college campus was clean and green and it was excellent according to 36%
16. 75% of students responded that college website was good and 5% excellent and 20% average.
17. Extra-curricular activities were held in college regularly according to 90% of students 10% did not responded.